



Synthesis of sterically encumbered biaryls based on a ‘copper(I)-catalyzed arylation/[3+3] cyclocondensation’ strategy

Asad Ali^{a,b}, Ihsan Ullah^{a,b}, Muhammad Sher^{a,b}, Alexander Villinger^a, Peter Langer^{a,b,*}

^a Institut für Chemie, Universität Rostock, Albert-Einstein-Str. 3a, 18059 Rostock, Germany

^b Leibniz-Institut für Katalyse e. V. an der Universität Rostock, Albert-Einstein-Str. 29a, 18059 Rostock, Germany

ARTICLE INFO

Article history:

Received 18 September 2008

Revised 18 October 2008

Accepted 21 October 2008

Available online 1 November 2008

Keywords:

Arenes

Catalysis

Cyclizations

Regioselectivity

Silyl enol ethers

ABSTRACT

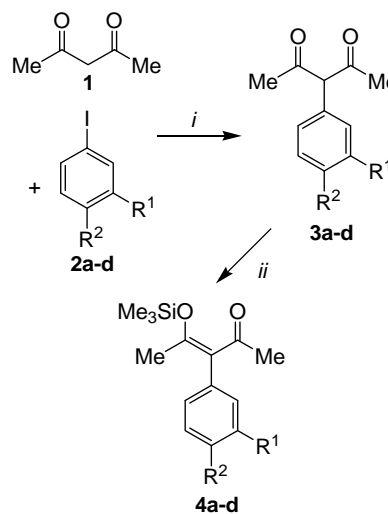
Sterically encumbered biaryls are prepared in two steps by CuI-proline-catalyzed arylation of acetylacetone to give 3-arylpentane-2,4-diones and subsequent formal [3+3] cyclization of the latter with 1,3-bis(trimethylsilyloxy)-1,3-dienes.

© 2008 Elsevier Ltd. All rights reserved.

Functionalized sterically encumbered biaryls, such as 3-arylbenzoates or 4-arylphenols, occur in many pharmacologically relevant natural products. The simple biaryls cyanation A–C, isolated from several plant sources, show activity against hepatocytes, human bladder carcinoma T-24 cells, epidermoid carcinoma KB cells, and human hepatoma PLC/PRF/5 cells.¹ 3-Arylbenzoates are also present in many flavones (e.g., 2,3-dihydroamentoflavone,^{2a} bartramiaflavone,^{2b} robustaflavone,^{2c} and dichamanetin).^{2d,e} For some derivatives, inhibition of the human liver cathepsins B and K has been reported.^{2f,g} The natural product anastatin A, which contains a hydroxylated dibenzofuran moiety, shows hepatoprotective activity.³ Many pharmacologically active natural products, such as picropodophyllone, contain a 3-alkyl-4-arylnaphth-1-ol moiety and can be formally regarded as sterically encumbered 4-arylphenols.⁴ Others, such as dioncophylleine A, contain a naphthalene and an isoquinoline moiety.⁵ Flavidin can be regarded as a bridged sterically encumbered biaryl derivative.⁶

The most important synthetic approach to biaryls relies on palladium(0)-catalyzed cross-coupling reactions.⁷ Although these reactions are broadly applicable, the synthesis of sterically encumbered and functionalized products can be sometimes difficult. In recent years, a number of new ligands have been reported which allow to address these problems.⁸ On the other hand, the regioselective synthesis of the required starting materials, functionalized and highly substituted aryl halides, or triflates, can be a very

difficult task. An alternative approach to sterically encumbered and highly functionalized arenes relies on the application of suitable dienes in cyclization reactions (building block approach). Some years ago, Chan et al. developed⁹ a convenient approach to salicylates by formal [3+3] cyclizations¹⁰ of 1,3-bis(trimethylsilyloxy)-1,3-dienes¹¹ with 3-trimethylsilyloxy-2-en-1-ones. Herein,



Scheme 1. Synthesis of **4a–d**. Reagents and conditions: (i) K_2CO_3 , CuI 10 mol %, L-proline 20 mol %, DMSO, 90 °C, 6–12 h; (ii) Me_3SiCl , NEt_3 , C_6H_6 , 20 °C, 72 h.

* Corresponding author. Tel.: +49 381 4986410; fax: +49 381 4986412.
E-mail address: peter.langer@uni-rostock.de (P. Langer).

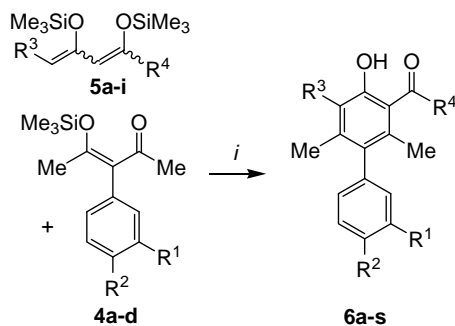
Table 1
Synthesis of **3a–d** and **4a–d**

3,4	R ¹	R ²	% (3) ^a	% (4) ^a
a	H	H	76	90
b	H	Me	82	88
c	H	CO ₂ Et	72	80
d	CF ₃	H	65	86

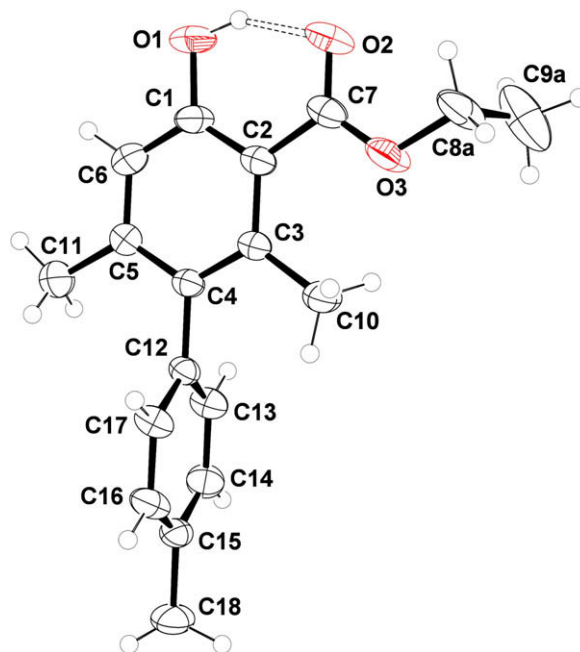
^a Isolated yields.

we report, for the first time, the synthesis of sterically encumbered biaryls by a combined CuI-proline-catalyzed arylation/[3+3] cyclization approach. The products reported herein are not readily available by other methods.

The CuI-proline-catalyzed arylation¹² of acetylacetone (**1**) with aryl iodides **2a–d**, following conditions reported by He and co-workers,¹³ afforded the 3-arylacetylacetones **3a–d** in very good yields (Scheme 1, Table 1). The silylation of **3a–d** afforded the 3-silyloxy-2-en-1-ones **4a–d**. The TiCl₄-mediated formal [3+3] cyclocondensation of **4a–d** with 1,3-bis(silyloxy)-1,3-dienes **5a–i**, available from the corresponding 1,3-dicarbonyl compounds in one or two steps,⁹ afforded the biaryls **6a–s** (Scheme 2, Table 2). During the optimization, it proved to be important to carry out the reactions in a highly concentrated solution.¹⁴ The nature of the aryl group of enones **4** does not seem to have a major influence on the yield of the cyclization reactions. The best yields were obtained for products **6a,h,l** derived from non-substituted diene **5a**. Relatively low yields were obtained for biaryls **6d,g,k,o,s** derived

**Scheme 2.** Synthesis of **6a–s**. Reagents and conditions: (i) TiCl₄, CH₂Cl₂, –78–20 °C, 20 h.**Table 2**
Synthesis of biaryls **6a–s**

4	5	6	R ¹	R ²	R ³	R ⁴	% (6) ^a
a	a	a	H	H	H	OMe	61
a	b	b	H	H	H	OEt	40
a	c	c	H	H	Me	OMe	48
a	d	d	H	H	Bn	OMe	32
a	e	e	H	H	nHex	OMe	46
a	f	f	H	H	(CH ₂) ₂ CH=CH ₂	OMe	48
a	g	g	H	H	Cl	OMe	37
b	a	h	H	Me	H	OMe	54
b	b	i	H	Me	H	OEt	40
b	c	j	H	Me	Me	OMe	41
b	h	k	H	Me	(CH ₂) ₂ Ph	OMe	36
c	a	l	H	CO ₂ Et	H	OMe	60
c	b	m	H	CO ₂ Et	H	OEt	45
c	c	n	H	CO ₂ Et	Me	OMe	43
c	h	o	H	CO ₂ Et	(CH ₂) ₂ Ph	OMe	35
d	a	p	CF ₃	H	H	OMe	43
d	i	q	CF ₃	H	Me	OEt	37
d	f	r	CF ₃	H	(CH ₂) ₂ CH=CH ₂	OMe	44
d	g	s	CF ₃	H	Cl	OMe	32

^a Isolated yields.**Figure 1.** Ortep plot of **6i** (50% probability level).

from **5d**, **5g**, and **5h**. Preliminary results show that 1,3-diketones other than acetylacetone can be successfully employed in the reactions.

The structure of **6i** was independently confirmed by X-ray crystal structure analysis (Fig. 1).¹⁵

In conclusion, a variety of functionalized and sterically encumbered biaryls were prepared by combination of CuI-proline-catalyzed arylations of 1,3-diketones and formal [3+3] cyclization reactions. The products are not readily available by other methods. The application of our methodology to the synthesis of 2,2',6'-tri- and 2,2',6,6'-tetrasubstituted biaryls is currently being studied.

Acknowledgments

Financial support from the State of Pakistan (HEC scholarship for I.U.) and from the Friedrich-Irmgard-Harms-Stiftung (scholarship for A.A.) is gratefully acknowledged.

References and notes

- Cynandiones A–C: (a) Lin, Y.-L.; Wu, Y.-M.; Kuo, Y.-H. *Phytochemistry* **1997**, *45*, 1057; (b) Huang, P.-L.; Won, S.-J.; Day, S.-H.; Lin, C.-N. *Helv. Chim. Acta* **1999**, *82*, 1716; (c) Lin, Y.-L.; Lin, T.-C.; Kuo, Y.-H. *J. Nat. Prod.* **1997**, *60*, 368; (d) Buchanan, M. S.; Gill, M.; Yu, J. *J. Chem. Soc., Perkin Trans. 1* **1997**, 919.
- 2,3-Dihydroamentoflavone: (a) Das, B.; Mahender, G.; Rao, Y. K.; Prabhakar, A.; Jagadeesh, B. *Chem. Pharm. Bull.* **2005**, *53*, 135. Bartramiaflavone: (b) Basile, A.; Sorbo, S.; Lopez-Saez, J. A.; Cobiainchi, R. C. *Phytochemistry* **2003**, *62*, 1145. Robustaflavone: (c) Chen, J.-J.; Duh, C.-Y.; Chen, J.-F. *Planta Med.* **2005**, *71*, 659. Dichamanetin: (d) Anam, E. M.; Ekpa, O. D.; Gariboldi, P. V.; Morah, F. N. I.; Dosunmu, M. I. *Indian J. Chem., Sect. B* **1993**, *32*, 1051; (e) Dasgupta, B.; Burke, B. A.; Stuart, K. L. *Phytochemistry* **1981**, *20*, 153; (f) Zeng, G.-Z.; Tan, N.-H.; Hao, X.-J.; Mu, Q.-Z.; Li, R.-T. *Bioorg. Med. Chem. Lett.* **2006**, *16*, 6178; (g) Zeng, G.-Z.; Pan, X.-L.; Tan, N.-H.; Xiong, J.; Zhang, Y.-M. *Eur. J. Med. Chem. Chim. Ther.* **2006**, *41*, 1247.
- Anastatin, A.; Yoshikawa, M.; Xu, F.; Morikawa, T.; Ninomiya, K.; Matsuda, H. *Bioorg. Med. Chem. Lett.* **2003**, *13*, 1045.
- (a) Tanoguchi, M.; Arimoto, M.; Saika, H.; Yamaguchi, H. *Chem. Pharm. Bull.* **1987**, *35*, 4162; (b) Plaumann, H. P.; Smith, J. G.; Rodrigo, R. J. *Chem. Soc., Chem. Commun.* **1980**, 354; (c) Wang, C.-L. J.; Ripka, W. C. *J. Org. Chem.* **1983**, *48*, 2555; (d) Tuchinda, P.; Kumkao, A.; Pohmakotr, M.; Sophasan, S.; Santisuk, T.; Reutrakul, V. *Planta Med.* **2006**, *72*, 60.
- (a) Bringmann, G.; Dreyer, M.; Kopff, H.; Rischer, H.; Wohlfarth, M.; Hadi, H. A.; Brun, R.; Meimberg, H.; Heubl, G. *J. Nat. Prod.* **2005**, *68*, 686; (b) Ponte-Sucre, A.; Faber, J. H.; Guider, T.; Kajahn, I.; Pedersen, S. E. H.; Schultheis, M.; Bringmann, G.; Moll, H. *Antimicrob. Agents Chemother.* **2007**, *51*, 188.

6. Jayaprakasha, G. K.; Rao, L. J.; Sakariah, K. K. *Bioorg. Med. Chem.* **2004**, *12*, 5141.
7. *Metal-Catalyzed Cross-Coupling Reactions*; de Meijere, A., Diederich, F., Eds.; Wiley-VCH: Weinheim, 2004.
8. Barder, T. E.; Walker, S. D.; Martinelli, J. R.; Buchwald, S. R. *J. Am. Chem. Soc.* **2005**, *127*, 4685.
9. (a) Chan, T.-H.; Brownbridge, P. *J. Am. Chem. Soc.* **1980**, *102*, 3534; (b) Brownbridge, P.; Chan, T.-H.; Brook, M. A.; Kang, G. J. *Can. J. Chem.* **1983**, *61*, 688.
10. Review of [3+3] cyclizations: Feist, H.; Langer, P. *Synthesis* **2007**, 327.
11. Review of 1,3-bis(trimethylsilyloxy)-1,3-dienes: Langer, P. *Synthesis* **2002**, 441.
12. For a review of copper-assisted nucleophilic substitution reactions of aryl halides, see: (a) Lindley, J. *Tetrahedron* **1984**, *40*, 1433. For selected examples, see: (b) Okuro, K.; Furuune, M.; Miura, M.; Nomura, M. *J. Org. Chem.* **1993**, *58*, 7606; (c) Wolter, M.; Klapars, A.; Buchwald, S. L. *Org. Lett.* **2001**, *3*, 3803.
13. Jiang, Y.; Wu, N.; Wu, H.; He, M. *Synlett* **2005**, 2731.
14. *Typical procedure: synthesis of methyl 4-hydroxy-2,6-dimethoxybiphenyl-3-carboxylate (6a)*: To a CH₂Cl₂ solution (5 mL) of **5a** (500 mg, 1.9 mmol) and **4a** (474 mg, 1.9 mmol) was dropwise added TiCl₄ (0.21 mL, 1.91 mmol) at –78 °C. The reaction mixture was allowed to warm to 20 °C for 6–12 h. After stirring for additional 2–6 h at 20 °C, a saturated aqueous solution of NaHCO₃ (20 mL) was added. The organic and the aqueous layers were separated, and the latter was extracted with diethyl ether (3 × 25 mL). The combined organic layers were dried (Na₂SO₄), filtered, and the filtrate was concentrated in vacuo. The residue was purified by chromatography (silica gel, heptanes/ethyl acetate) to give **6a** as a colorless solid (300 mg, 61%). ¹H NMR (300 MHz, CDCl₃): δ = 1.86 (s, 3H, CH₃), 2.17 (s, 3H, CH₃), 3.91 (s, 3H, OCH₃), 6.76 (s, 1H, ArH), 7.04–7.41 (m, 5H, Ph), 11.01 (s, 1H, OH). ¹³C NMR (75 MHz, CDCl₃): δ = 20.7, 24.0 (CH₃), 51.97 (OCH₃), 110.7 (C), 116.1, 126.7, 128.4, 128.7, 129.6, 131.0 (CH_{Ar}), 135.0, 138.4, 140.8, 143.9, 160.9, 172.2 (C); IR (KBr): $\tilde{\nu}$ = 2953 (w), 1653 (s), 1597 (s), 1441 (s), 1353 (m), 1318 (s), 1228 (s), 1092 (m), 990 (w), 810 (m) 701 (s) cm⁻¹. EI-MS (EI, 70 eV): *m/z* (%) = 256 (M⁺, 45), 224 (100), 196 (18), 167 (6); HRMS (EI): calcd for C₁₆H₁₆O₃ [M]⁺: 256.108773; found: 256.10940.
15. CCDC-706287 contains all crystallographic details of this publication which are available free of charge at www.ccdc.cam.ac.uk/conts/retrieving.html or can be ordered from the following address: Cambridge Crystallographic Data Centre, 12 Union Road, GB-Cambridge CB21EZ; fax: (+44) 1223-336-033; or deposit@ccdc.cam.ac.uk.